

Carboline Thermo-Lag 3000SP Part A

Resene Paints (Australia) Limited

Chemwatch Hazard Alert Code: 4

Version No: 3.7

Safety Data Sheet according to WHS Regulations (Hazardous Chemicals) Amendment 2020 and ADG requirements

Issue Date: 09/03/2023

Print Date: 09/03/2023

S.GHS.AUS.EN

SECTION 1 Identification of the substance / mixture and of the company / undertaking

Product Identifier

Product name	Carboline Thermo-Lag 3000SP Part A
Synonyms	Not Available
Proper shipping name	PAINT (including paint, lacquer, enamel, stain, shellac, varnish, polish, liquid filler and liquid lacquer base) or PAINT RELATED MATERIAL (including paint thinning or reducing compound)
Other means of identification	Not Available

Relevant identified uses of the substance or mixture and uses advised against

Relevant identified uses	Part A of a two pack industrial coating
--------------------------	---

Details of the manufacturer or supplier of the safety data sheet

Registered company name	Resene Paints (Australia) Limited	Altex Coatings Ltd
Address	7 Production Avenue, Molendinar Queensland 4214 Australia	91-111 Oropi Road Tauranga 3112 New Zealand
Telephone	+61 7 55126600	+64 7 541 1221
Fax	+61 7 55126697	+64 7 541 1310
Website	www.resene.com.au	www.altexcoatings.com
Email	Not Available	neil.debenham@carboline.co.nz

Emergency telephone number

Association / Organisation	AUSTRALIAN POISONS CENTRE	NZ POISONS (24hr 7 days)	CHEMWATCH EMERGENCY RESPONSE (24/7)
Emergency telephone numbers	131126	0800 764766	+61 1800 951 288
Other emergency telephone numbers	Not Available	Not Available	+61 3 9573 3188

Once connected and if the message is not in your preferred language then please dial 01

SECTION 2 Hazards identification

Classification of the substance or mixture

HAZARDOUS CHEMICAL. DANGEROUS GOODS. According to the WHS Regulations and the ADG Code.

Poisons Schedule	Not Applicable
Classification [1]	Flammable Liquids Category 3, Serious Eye Damage/Eye Irritation Category 2A, Hazardous to the Aquatic Environment Long-Term Hazard Category 2, Skin Corrosion/Irritation Category 2, Reproductive Toxicity Category 2, Sensitisation (Skin) Category 1
Legend:	1. Classified by Chemwatch; 2. Classification drawn from HCIS; 3. Classification drawn from Regulation (EU) No 1272/2008 - Annex VI

Label elements

Hazard pictogram(s)	
Signal word	Warning

Hazard statement(s)

H226	Flammable liquid and vapour.
H319	Causes serious eye irritation.
H411	Toxic to aquatic life with long lasting effects.
H315	Causes skin irritation.
H361	Suspected of damaging fertility or the unborn child.
H317	May cause an allergic skin reaction.

Carboline Thermo-Lag 3000SP Part A

Supplementary Phrases

Not Applicable	Not Applicable
----------------	----------------

Precautionary statement(s) Prevention

P201	Obtain special instructions before use.
P210	Keep away from heat, hot surfaces, sparks, open flames and other ignition sources. No smoking.
P233	Keep container tightly closed.
P280	Wear protective gloves, protective clothing, eye protection and face protection.
P240	Ground and bond container and receiving equipment.
P241	Use explosion-proof electrical/ventilating/lighting/intrinsically safe equipment.
P242	Use non-sparking tools.
P243	Take action to prevent static discharges.
P261	Avoid breathing mist/vapours/spray.
P273	Avoid release to the environment.
P264	Wash all exposed external body areas thoroughly after handling.
P272	Contaminated work clothing should not be allowed out of the workplace.

Precautionary statement(s) Response

P308+P313	IF exposed or concerned: Get medical advice/ attention.
P370+P378	In case of fire: Use alcohol resistant foam or normal protein foam to extinguish.
P302+P352	IF ON SKIN: Wash with plenty of water and soap.
P305+P351+P338	IF IN EYES: Rinse cautiously with water for several minutes. Remove contact lenses, if present and easy to do. Continue rinsing.
P333+P313	If skin irritation or rash occurs: Get medical advice/attention.
P337+P313	If eye irritation persists: Get medical advice/attention.
P362+P364	Take off contaminated clothing and wash it before reuse.
P391	Collect spillage.
P303+P361+P353	IF ON SKIN (or hair): Take off immediately all contaminated clothing. Rinse skin with water [or shower].

Precautionary statement(s) Storage

P403+P235	Store in a well-ventilated place. Keep cool.
P405	Store locked up.

Precautionary statement(s) Disposal

P501	Dispose of contents/container to authorised hazardous or special waste collection point in accordance with any local regulation.
------	--

SECTION 3 Composition / information on ingredients

Substances

See section below for composition of Mixtures

Mixtures

CAS No	%[weight]	Name
25068-38-6	25-50	bisphenol A/ diglycidyl ether resin, liquid
108-78-1	10-25	melamine
15541-60-3	10-25	melamine pyrophosphate
Not Available	2.5-10	acrylate monomer

Legend: 1. Classified by Chemwatch; 2. Classification drawn from HCIS; 3. Classification drawn from Regulation (EU) No 1272/2008 - Annex VI; 4. Classification drawn from C&L; * EU IOELVs available

SECTION 4 First aid measures

Description of first aid measures

Eye Contact	<p>If this product comes in contact with the eyes:</p> <ul style="list-style-type: none"> ▶ Wash out immediately with fresh running water. ▶ Ensure complete irrigation of the eye by keeping eyelids apart and away from eye and moving the eyelids by occasionally lifting the upper and lower lids. ▶ Seek medical attention without delay; if pain persists or recurs seek medical attention. ▶ Removal of contact lenses after an eye injury should only be undertaken by skilled personnel.
Skin Contact	<p>If skin contact occurs:</p> <ul style="list-style-type: none"> ▶ Immediately remove all contaminated clothing, including footwear. ▶ Flush skin and hair with running water (and soap if available). ▶ Seek medical attention in event of irritation.

Carboline Thermo-Lag 3000SP Part A

Inhalation	<ul style="list-style-type: none"> ▶ If fumes, aerosols or combustion products are inhaled remove from contaminated area. ▶ Other measures are usually unnecessary.
Ingestion	<ul style="list-style-type: none"> ▶ Immediately give a glass of water. ▶ First aid is not generally required. If in doubt, contact a Poisons Information Centre or a doctor.

Indication of any immediate medical attention and special treatment needed

Treat symptomatically.

SECTION 5 Firefighting measures

Extinguishing media

- ▶ Foam.
- ▶ Dry chemical powder.
- ▶ BCF (where regulations permit).
- ▶ Carbon dioxide.
- ▶ Water spray or fog - Large fires only.

Special hazards arising from the substrate or mixture

Fire Incompatibility	▶ Avoid contamination with oxidising agents i.e. nitrates, oxidising acids, chlorine bleaches, pool chlorine etc. as ignition may result
-----------------------------	--

Advice for firefighters

Fire Fighting	<ul style="list-style-type: none"> ▶ Alert Fire Brigade and tell them location and nature of hazard. ▶ May be violently or explosively reactive. ▶ Wear full body protective clothing with breathing apparatus. ▶ Prevent, by any means available, spillage from entering drains or water course. ▶ Fight fire from a safe distance, with adequate cover. ▶ If safe, switch off electrical equipment until vapour fire hazard removed. ▶ Use water delivered as a fine spray to control the fire and cool adjacent area. ▶ Avoid spraying water onto liquid pools. ▶ Do not approach containers suspected to be hot. ▶ Cool fire exposed containers with water spray from a protected location. ▶ If safe to do so, remove containers from path of fire.
Fire/Explosion Hazard	<ul style="list-style-type: none"> ▶ Liquid and vapour are flammable. ▶ Moderate fire hazard when exposed to heat or flame. ▶ Vapour forms an explosive mixture with air. ▶ Moderate explosion hazard when exposed to heat or flame. ▶ Vapour may travel a considerable distance to source of ignition. ▶ Heating may cause expansion or decomposition leading to violent rupture of containers. ▶ On combustion, may emit toxic fumes of carbon monoxide (CO). <p>Combustion products include: carbon dioxide (CO₂) carbon monoxide (CO) nitrogen oxides (NO_x) phosphorus oxides (PO_x) other pyrolysis products typical of burning organic material.</p>
HAZCHEM	*3Y

SECTION 6 Accidental release measures

Personal precautions, protective equipment and emergency procedures

See section 8

Environmental precautions

See section 12

Methods and material for containment and cleaning up

Minor Spills	<ul style="list-style-type: none"> ▶ Remove all ignition sources. ▶ Clean up all spills immediately. ▶ Avoid breathing vapours and contact with skin and eyes. ▶ Control personal contact with the substance, by using protective equipment. ▶ Contain and absorb small quantities with vermiculite or other absorbent material. ▶ Wipe up. ▶ Collect residues in a flammable waste container.
Major Spills	<ul style="list-style-type: none"> ▶ Clear area of personnel and move upwind. ▶ Alert Fire Brigade and tell them location and nature of hazard. ▶ May be violently or explosively reactive. ▶ Wear breathing apparatus plus protective gloves. ▶ Prevent, by any means available, spillage from entering drains or water course. ▶ Consider evacuation (or protect in place). ▶ No smoking, naked lights or ignition sources. ▶ Increase ventilation. ▶ Stop leak if safe to do so. ▶ Water spray or fog may be used to disperse /absorb vapour. ▶ Contain spill with sand, earth or vermiculite.

Continued...

Carboline Thermo-Lag 3000SP Part A

- ▶ Use only spark-free shovels and explosion proof equipment.
- ▶ Collect recoverable product into labelled containers for recycling.
- ▶ Absorb remaining product with sand, earth or vermiculite.
- ▶ Collect solid residues and seal in labelled drums for disposal.
- ▶ Wash area and prevent runoff into drains.
- ▶ If contamination of drains or waterways occurs, advise emergency services.

Personal Protective Equipment advice is contained in Section 8 of the SDS.

SECTION 7 Handling and storage

Precautions for safe handling

Safe handling	<ul style="list-style-type: none"> ▶ Containers, even those that have been emptied, may contain explosive vapours. ▶ Do NOT cut, drill, grind, weld or perform similar operations on or near containers. ▶ Avoid all personal contact, including inhalation. ▶ Wear protective clothing when risk of overexposure occurs. ▶ Use in a well-ventilated area. ▶ Prevent concentration in hollows and sumps. ▶ DO NOT enter confined spaces until atmosphere has been checked. ▶ Avoid smoking, naked lights or ignition sources. ▶ Avoid generation of static electricity. ▶ DO NOT use plastic buckets. ▶ Earth all lines and equipment. ▶ Use spark-free tools when handling. ▶ Avoid contact with incompatible materials. ▶ When handling, DO NOT eat, drink or smoke. ▶ Keep containers securely sealed when not in use. ▶ Avoid physical damage to containers. ▶ Always wash hands with soap and water after handling. ▶ Work clothes should be laundered separately. ▶ Use good occupational work practice. ▶ Observe manufacturer's storage and handling recommendations contained within this SDS. ▶ Atmosphere should be regularly checked against established exposure standards to ensure safe working conditions. ▶ DO NOT allow clothing wet with material to stay in contact with skin
Other information	<ul style="list-style-type: none"> ▶ Store in original containers in approved flammable liquid storage area. ▶ Store away from incompatible materials in a cool, dry, well-ventilated area. ▶ DO NOT store in pits, depressions, basements or areas where vapours may be trapped. ▶ No smoking, naked lights, heat or ignition sources. ▶ Storage areas should be clearly identified, well illuminated, clear of obstruction and accessible only to trained and authorised personnel - adequate security must be provided so that unauthorised personnel do not have access. ▶ Store according to applicable regulations for flammable materials for storage tanks, containers, piping, buildings, rooms, cabinets, allowable quantities and minimum storage distances. ▶ Use non-sparking ventilation systems, approved explosion proof equipment and intrinsically safe electrical systems. ▶ Have appropriate extinguishing capability in storage area (e.g. portable fire extinguishers - dry chemical, foam or carbon dioxide) and flammable gas detectors. ▶ Keep adsorbents for leaks and spills readily available. ▶ Protect containers against physical damage and check regularly for leaks. ▶ Observe manufacturer's storage and handling recommendations contained within this SDS.

Conditions for safe storage, including any incompatibilities

Suitable container	<ul style="list-style-type: none"> ▶ Packing as supplied by manufacturer. ▶ Plastic containers may only be used if approved for flammable liquid. ▶ Check that containers are clearly labelled and free from leaks. ▶ Manufactured product that requires stirring before use and having a viscosity of at least 20 cSt (25 deg. C): (i) Removable head packaging; (ii) Cans with friction closures and (iii) low pressure tubes and cartridges may be used.
Storage incompatibility	<ul style="list-style-type: none"> ▶ Avoid cross contamination between the two liquid parts of product (kit). ▶ If two part products are mixed or allowed to mix in proportions other than manufacturer's recommendation, polymerisation with gelation and evolution of heat (exotherm) may occur. ▶ This excess heat may generate toxic vapour ▶ Avoid reaction with amines, mercaptans, strong acids and oxidising agents



X — Must not be stored together

0 — May be stored together with specific preventions

+ — May be stored together

Note: Depending on other risk factors, compatibility assessment based on the table above may not be relevant to storage situations, particularly where large volumes of dangerous goods are stored and handled. Reference should be made to the Safety Data Sheets for each substance or article and risks assessed accordingly.

SECTION 8 Exposure controls / personal protection

Control parameters

Occupational Exposure Limits (OEL)

Continued...

Carboline Thermo-Lag 3000SP Part A

INGREDIENT DATA

Not Available

Emergency Limits

Ingredient	TEEL-1	TEEL-2	TEEL-3
bisphenol A/ diglycidyl ether resin, liquid	90 mg/m ³	990 mg/m ³	5,900 mg/m ³
melamine	30 mg/m ³	340 mg/m ³	630 mg/m ³

Ingredient	Original IDLH	Revised IDLH
bisphenol A/ diglycidyl ether resin, liquid	Not Available	Not Available
melamine	Not Available	Not Available
melamine pyrophosphate	Not Available	Not Available

Occupational Exposure Banding

Ingredient	Occupational Exposure Band Rating	Occupational Exposure Band Limit
bisphenol A/ diglycidyl ether resin, liquid	E	≤ 0.1 ppm
melamine	D	> 0.01 to ≤ 0.1 mg/m ³
melamine pyrophosphate	E	≤ 0.01 mg/m ³

Notes: Occupational exposure banding is a process of assigning chemicals into specific categories or bands based on a chemical's potency and the adverse health outcomes associated with exposure. The output of this process is an occupational exposure band (OEB), which corresponds to a range of exposure concentrations that are expected to protect worker health.

Exposure controls

Engineering controls are used to remove a hazard or place a barrier between the worker and the hazard. Well-designed engineering controls can be highly effective in protecting workers and will typically be independent of worker interactions to provide this high level of protection.

The basic types of engineering controls are:

Process controls which involve changing the way a job activity or process is done to reduce the risk.

Enclosure and/or isolation of emission source which keeps a selected hazard 'physically' away from the worker and ventilation that strategically 'adds' and 'removes' air in the work environment. Ventilation can remove or dilute an air contaminant if designed properly. The design of a ventilation system must match the particular process and chemical or contaminant in use.

Employers may need to use multiple types of controls to prevent employee overexposure.

For flammable liquids and flammable gases, local exhaust ventilation or a process enclosure ventilation system may be required. Ventilation equipment should be explosion-resistant.

Air contaminants generated in the workplace possess varying 'escape' velocities which, in turn, determine the 'capture velocities' of fresh circulating air required to effectively remove the contaminant.

Type of Contaminant:	Air Speed:
solvent, vapours, degreasing etc., evaporating from tank (in still air).	0.25-0.5 m/s (50-100 f/min.)
aerosols, fumes from pouring operations, intermittent container filling, low speed conveyer transfers, welding, spray drift, plating acid fumes, pickling (released at low velocity into zone of active generation)	0.5-1 m/s (100-200 f/min.)
direct spray, spray painting in shallow booths, drum filling, conveyer loading, crusher dusts, gas discharge (active generation into zone of rapid air motion)	1-2.5 m/s (200-500 f/min.)

Appropriate engineering controls

Within each range the appropriate value depends on:

Lower end of the range	Upper end of the range
1: Room air currents minimal or favourable to capture	1: Disturbing room air currents
2: Contaminants of low toxicity or of nuisance value only.	2: Contaminants of high toxicity
3: Intermittent, low production.	3: High production, heavy use
4: Large hood or large air mass in motion	4: Small hood-local control only

Simple theory shows that air velocity falls rapidly with distance away from the opening of a simple extraction pipe. Velocity generally decreases with the square of distance from the extraction point (in simple cases). Therefore the air speed at the extraction point should be adjusted, accordingly, after reference to distance from the contaminating source. The air velocity at the extraction fan, for example, should be a minimum of 1-2 m/s (200-400 f/min.) for extraction of solvents generated in a tank 2 meters distant from the extraction point. Other mechanical considerations, producing performance deficits within the extraction apparatus, make it essential that theoretical air velocities are multiplied by factors of 10 or more when extraction systems are installed or used.


· Adequate ventilation is typically taken to be that which limits the average concentration to no more than 25% of the LEL within the building, room or enclosure containing the dangerous substance.

· Ventilation for plant and machinery is normally considered adequate if it limits the average concentration of any dangerous substance that might potentially be present to no more than 25% of the LEL. However, an increase up to a maximum 50% LEL can be acceptable where additional safeguards are provided to prevent the formation of a hazardous explosive atmosphere. For example, gas detectors linked to emergency shutdown of the process might be used together with maintaining or increasing the exhaust ventilation on solvent evaporating ovens and gas turbine enclosures.

· Temporary exhaust ventilation systems may be provided for non-routine higher-risk activities, such as cleaning, repair or maintenance in tanks or other confined spaces or in an emergency after a release. The work procedures for such activities should be carefully considered. The atmosphere should be continuously monitored to ensure that ventilation is adequate and the area remains safe. Where workers will enter the space, the ventilation should ensure that the concentration of the dangerous substance does not exceed 10% of the LEL (irrespective of the provision of suitable breathing apparatus)

Continued...

Carboline Thermo-Lag 3000SP Part A

<p>Individual protection measures, such as personal protective equipment</p>							
<p>Eye and face protection</p>	<ul style="list-style-type: none"> ▶ Safety glasses with side shields. ▶ Chemical goggles. ▶ Contact lenses may pose a special hazard; soft contact lenses may absorb and concentrate irritants. A written policy document, describing the wearing of lenses or restrictions on use, should be created for each workplace or task. This should include a review of lens absorption and adsorption for the class of chemicals in use and an account of injury experience. Medical and first-aid personnel should be trained in their removal and suitable equipment should be readily available. In the event of chemical exposure, begin eye irrigation immediately and remove contact lens as soon as practicable. Lens should be removed at the first signs of eye redness or irritation - lens should be removed in a clean environment only after workers have washed hands thoroughly. [CDC NIOSH Current Intelligence Bulletin 59], [AS/NZS 1336 or national equivalent] 						
<p>Skin protection</p>	<p>See Hand protection below</p>						
<p>Hands/feet protection</p>	<p>NOTE:</p> <ul style="list-style-type: none"> ▶ The material may produce skin sensitisation in predisposed individuals. Care must be taken, when removing gloves and other protective equipment, to avoid all possible skin contact. ▶ Contaminated leather items, such as shoes, belts and watch-bands should be removed and destroyed. <p>The selection of suitable gloves does not only depend on the material, but also on further marks of quality which vary from manufacturer to manufacturer. Where the chemical is a preparation of several substances, the resistance of the glove material can not be calculated in advance and has therefore to be checked prior to the application.</p> <p>The exact break through time for substances has to be obtained from the manufacturer of the protective gloves and has to be observed when making a final choice.</p> <p>Personal hygiene is a key element of effective hand care. Gloves must only be worn on clean hands. After using gloves, hands should be washed and dried thoroughly. Application of a non-perfumed moisturiser is recommended.</p> <p>Suitability and durability of glove type is dependent on usage. Important factors in the selection of gloves include:</p> <ul style="list-style-type: none"> · frequency and duration of contact, · chemical resistance of glove material, · glove thickness and · dexterity <p>Select gloves tested to a relevant standard (e.g. Europe EN 374, US F739, AS/NZS 2161.1 or national equivalent).</p> <ul style="list-style-type: none"> · When prolonged or frequently repeated contact may occur, a glove with a protection class of 5 or higher (breakthrough time greater than 240 minutes according to EN 374, AS/NZS 2161.10.1 or national equivalent) is recommended. · When only brief contact is expected, a glove with a protection class of 3 or higher (breakthrough time greater than 60 minutes according to EN 374, AS/NZS 2161.10.1 or national equivalent) is recommended. · Some glove polymer types are less affected by movement and this should be taken into account when considering gloves for long-term use. · Contaminated gloves should be replaced. <p>As defined in ASTM F-739-96 in any application, gloves are rated as:</p> <ul style="list-style-type: none"> · Excellent when breakthrough time > 480 min · Good when breakthrough time > 20 min · Fair when breakthrough time < 20 min · Poor when glove material degrades <p>For general applications, gloves with a thickness typically greater than 0.35 mm, are recommended.</p> <p>It should be emphasised that glove thickness is not necessarily a good predictor of glove resistance to a specific chemical, as the permeation efficiency of the glove will be dependent on the exact composition of the glove material. Therefore, glove selection should also be based on consideration of the task requirements and knowledge of breakthrough times.</p> <p>Glove thickness may also vary depending on the glove manufacturer, the glove type and the glove model. Therefore, the manufacturers technical data should always be taken into account to ensure selection of the most appropriate glove for the task.</p> <p>Note: Depending on the activity being conducted, gloves of varying thickness may be required for specific tasks. For example:</p> <ul style="list-style-type: none"> · Thinner gloves (down to 0.1 mm or less) may be required where a high degree of manual dexterity is needed. However, these gloves are only likely to give short duration protection and would normally be just for single use applications, then disposed of. · Thicker gloves (up to 3 mm or more) may be required where there is a mechanical (as well as a chemical) risk i.e. where there is abrasion or puncture potential <p>Gloves must only be worn on clean hands. After using gloves, hands should be washed and dried thoroughly. Application of a non-perfumed moisturiser is recommended.</p> <p>General warning: Do NOT use latex gloves! Use only recommended gloves - using the wrong gloves may increase the risk:</p> <table border="1" data-bbox="384 1554 1487 2078"> <tr> <td data-bbox="384 1554 735 1697"> <p>Exposure condition Short time use; (few minutes less than 0.5 hour) Little physical stress</p> </td> <td data-bbox="735 1554 1487 1697"> <p>Use of thin nitrile rubber gloves: Nitrile rubber (0.1 mm) Excellent tactility ('feel'), powder-free Disposable Inexpensive Give adequate protection to low molecular weigh acrylic monomers</p> </td> </tr> <tr> <td data-bbox="384 1697 735 1890"> <p>Exposure condition Medium time use; less than 4 hours Physical stress (opening drums, using tools, etc.)</p> </td> <td data-bbox="735 1697 1487 1890"> <p>Use of medium thick nitrile rubber gloves Nitrile rubber, NRL (latex) free; <0.45 mm Moderate tactility ('feel'), powder-free Disposable Moderate price Gives adequate protection for most acrylates up to 4 hours Do NOT give adequate protection to low molecular weight monomers at exposures longer than 1 hour</p> </td> </tr> <tr> <td data-bbox="384 1890 735 2078"> <p>Exposure condition Long time Cleaning operations</p> </td> <td data-bbox="735 1890 1487 2078"> <p>Nitrile rubber, NRL (latex) free; >0.56 mm low tactility ('feel'), powder free High price Gives adequate protection for most acrylates in combination with commonly used solvents up to 8 hours Do NOT give adequate protection to low molecular weight monomers at exposures longer than 1 hour Avoid use of ketones and acetates in wash-up solutions.</p> </td> </tr> </table>	<p>Exposure condition Short time use; (few minutes less than 0.5 hour) Little physical stress</p>	<p>Use of thin nitrile rubber gloves: Nitrile rubber (0.1 mm) Excellent tactility ('feel'), powder-free Disposable Inexpensive Give adequate protection to low molecular weigh acrylic monomers</p>	<p>Exposure condition Medium time use; less than 4 hours Physical stress (opening drums, using tools, etc.)</p>	<p>Use of medium thick nitrile rubber gloves Nitrile rubber, NRL (latex) free; <0.45 mm Moderate tactility ('feel'), powder-free Disposable Moderate price Gives adequate protection for most acrylates up to 4 hours Do NOT give adequate protection to low molecular weight monomers at exposures longer than 1 hour</p>	<p>Exposure condition Long time Cleaning operations</p>	<p>Nitrile rubber, NRL (latex) free; >0.56 mm low tactility ('feel'), powder free High price Gives adequate protection for most acrylates in combination with commonly used solvents up to 8 hours Do NOT give adequate protection to low molecular weight monomers at exposures longer than 1 hour Avoid use of ketones and acetates in wash-up solutions.</p>
<p>Exposure condition Short time use; (few minutes less than 0.5 hour) Little physical stress</p>	<p>Use of thin nitrile rubber gloves: Nitrile rubber (0.1 mm) Excellent tactility ('feel'), powder-free Disposable Inexpensive Give adequate protection to low molecular weigh acrylic monomers</p>						
<p>Exposure condition Medium time use; less than 4 hours Physical stress (opening drums, using tools, etc.)</p>	<p>Use of medium thick nitrile rubber gloves Nitrile rubber, NRL (latex) free; <0.45 mm Moderate tactility ('feel'), powder-free Disposable Moderate price Gives adequate protection for most acrylates up to 4 hours Do NOT give adequate protection to low molecular weight monomers at exposures longer than 1 hour</p>						
<p>Exposure condition Long time Cleaning operations</p>	<p>Nitrile rubber, NRL (latex) free; >0.56 mm low tactility ('feel'), powder free High price Gives adequate protection for most acrylates in combination with commonly used solvents up to 8 hours Do NOT give adequate protection to low molecular weight monomers at exposures longer than 1 hour Avoid use of ketones and acetates in wash-up solutions.</p>						
	<p>Where none of this gloves ensure safe handling (for example in long term handling of acrylates containing high levels of acetates and/ or ketones, use laminated multilayer gloves.</p>						

Carboline Thermo-Lag 3000SP Part A

	<p>Guide to the Classification and Labelling of UV/EB Acrylates Third edition, 231 October 2007 - Cefic</p> <p>When handling liquid-grade epoxy resins wear chemically protective gloves, boots and aprons.</p> <p>The performance, based on breakthrough times, of:</p> <ul style="list-style-type: none"> · Ethyl Vinyl Alcohol (EVAL laminate) is generally excellent · Butyl Rubber ranges from excellent to good · Nitrile Butyl Rubber (NBR) from excellent to fair. · Neoprene from excellent to fair · Polyvinyl (PVC) from excellent to poor <p>As defined in ASTM F-739-96</p> <ul style="list-style-type: none"> · Excellent breakthrough time > 480 min · Good breakthrough time > 20 min · Fair breakthrough time < 20 min · Poor glove material degradation <p>Gloves should be tested against each resin system prior to making a selection of the most suitable type. Systems include both the resin and any hardener, individually and collectively)</p> <ul style="list-style-type: none"> · DO NOT use cotton or leather (which absorb and concentrate the resin), natural rubber (latex), medical or polyethylene gloves (which absorb the resin). · DO NOT use barrier creams containing emulsified fats and oils as these may absorb the resin; silicone-based barrier creams should be reviewed prior to use. <p>Replacement time should be considered when selecting the most appropriate glove. It may be more effective to select a glove with lower chemical resistance but which is replaced frequently than to select a more resistant glove which is reused many times</p>
Body protection	See Other protection below
Other protection	<ul style="list-style-type: none"> ▶ Overalls. ▶ PVC Apron. ▶ PVC protective suit may be required if exposure severe. ▶ Eyewash unit. ▶ Ensure there is ready access to a safety shower. ▶ Some plastic personal protective equipment (PPE) (e.g. gloves, aprons, overshoes) are not recommended as they may produce static electricity. ▶ For large scale or continuous use wear tight-weave non-static clothing (no metallic fasteners, cuffs or pockets). ▶ Non sparking safety or conductive footwear should be considered. Conductive footwear describes a boot or shoe with a sole made from a conductive compound chemically bound to the bottom components, for permanent control to electrically ground the foot and shall dissipate static electricity from the body to reduce the possibility of ignition of volatile compounds. Electrical resistance must range between 0 to 500,000 ohms. Conductive shoes should be stored in lockers close to the room in which they are worn. Personnel who have been issued conductive footwear should not wear them from their place of work to their homes and return.

Recommended material(s)**GLOVE SELECTION INDEX**

Glove selection is based on a modified presentation of the:

Forsberg Clothing Performance Index.

The effect(s) of the following substance(s) are taken into account in the **computer-generated** selection:

Carboline Thermo-Lag 3000SP Part A

Material	CPI
PE/EVAL/PE	A
PVA	A
VITON	A
VITON/CHLOROBUTYL	A
TEFLON	B
BUTYL	C
CPE	C
NEOPRENE	C
NEOPRENE/NATURAL	C
NITRILE	C
NITRILE+PVC	C
PVC	C
SARANEX-23	C
SARANEX-23 2-PLY	C
VITON/NEOPRENE	C

* CPI - Chemwatch Performance Index

A: Best Selection

B: Satisfactory; may degrade after 4 hours continuous immersion

C: Poor to Dangerous Choice for other than short term immersion

NOTE: As a series of factors will influence the actual performance of the glove, a final selection must be based on detailed observation. -

* Where the glove is to be used on a short term, casual or infrequent basis, factors such as 'feel' or convenience (e.g. disposability), may dictate a choice of gloves which might otherwise be unsuitable following long-term or frequent use. A qualified practitioner should be consulted.

Respiratory protection

Type A-P Filter of sufficient capacity. (AS/NZS 1716 & 1715, EN 143:2000 & 149:2001, ANSI Z88 or national equivalent)

Selection of the Class and Type of respirator will depend upon the level of breathing zone contaminant and the chemical nature of the contaminant. Protection Factors (defined as the ratio of contaminant outside and inside the mask) may also be important.

Required minimum protection factor	Maximum gas/vapour concentration present in air p.p.m. (by volume)	Half-face Respirator	Full-Face Respirator
up to 10	1000	A-AUS / Class1 P2	-
up to 50	1000	-	A-AUS / Class 1 P2
up to 50	5000	Airline *	-
up to 100	5000	-	A-2 P2
up to 100	10000	-	A-3 P2
100+			Airline**

* - Continuous Flow ** - Continuous-flow or positive pressure demand
A(All classes) = Organic vapours, B AUS or B1 = Acid gasses, B2 = Acid gas or hydrogen cyanide(HCN), B3 = Acid gas or hydrogen cyanide(HCN), E = Sulfur dioxide(SO₂), G = Agricultural chemicals, K = Ammonia(NH₃), Hg = Mercury, NO = Oxides of nitrogen, MB = Methyl bromide, AX = Low boiling point organic compounds(below 65 degC)

- ▶ Cartridge respirators should never be used for emergency ingress or in areas of unknown vapour concentrations or oxygen content.
- ▶ The wearer must be warned to leave the contaminated area immediately on detecting any odours through the respirator. The odour may indicate that the mask is not functioning properly, that the vapour concentration is too high, or that the mask is not properly fitted. Because of these limitations, only restricted use of cartridge respirators is considered appropriate.
- ▶ Cartridge performance is affected by humidity. Cartridges should be changed after 2 hr of continuous use unless it is determined that the humidity is less than 75%, in which case, cartridges can be used for 4 hr. Used cartridges should be discarded daily, regardless of the length of time used

SECTION 9 Physical and chemical properties**Information on basic physical and chemical properties**

Continued...

Carboline Thermo-Lag 3000SP Part A

Appearance			
Physical state	Liquid	Relative density (Water = 1)	1.26
Odour	Not Available	Partition coefficient n-octanol / water	Not Available
Odour threshold	Not Available	Auto-ignition temperature (°C)	529
pH (as supplied)	Not Available	Decomposition temperature (°C)	Not Available
Melting point / freezing point (°C)	Not Available	Viscosity (cSt)	Not Available
Initial boiling point and boiling range (°C)	94	Molecular weight (g/mol)	Not Available
Flash point (°C)	35	Taste	Not Available
Evaporation rate	2.4 BuAC = 1	Explosive properties	Not Available
Flammability	Flammable.	Oxidising properties	Not Available
Upper Explosive Limit (%)	12.7	Surface Tension (dyn/cm or mN/m)	Not Available
Lower Explosive Limit (%)	1.1	Volatile Component (%vol)	5
Vapour pressure (kPa)	2.93	Gas group	Not Available
Solubility in water	Immiscible	pH as a solution (1%)	Not Available
Vapour density (Air = 1)	3.2	VOC g/L	56.70

SECTION 10 Stability and reactivity

Reactivity	See section 7
Chemical stability	<ul style="list-style-type: none"> ▶ Unstable in the presence of incompatible materials. ▶ Product is considered stable. ▶ Hazardous polymerisation will not occur.
Possibility of hazardous reactions	See section 7
Conditions to avoid	See section 7
Incompatible materials	See section 7
Hazardous decomposition products	See section 5

SECTION 11 Toxicological information

Information on toxicological effects

Inhaled	<p>The material is not thought to produce adverse health effects or irritation of the respiratory tract (as classified by EC Directives using animal models). Nevertheless, good hygiene practice requires that exposure be kept to a minimum and that suitable control measures be used in an occupational setting.</p> <p>No report of respiratory illness in humans as a result of exposure to multifunctional acrylates has been found.</p> <p>In animal testing, exposure to aerosols of reactive diluents (especially o-cresol glycidyl ether, CAS RN:2210-79-9) has been reported to affect the adrenal gland, central nervous system, kidney, liver, ovaries, spleen, testes, thymus and respiratory tract.</p>
Ingestion	<p>Reactive diluents exhibit a range of ingestion hazards. Small amounts swallowed incidental to normal handling operations are not likely to cause injury. However, swallowing larger amounts may cause injury.</p> <p>The material has NOT been classified by EC Directives or other classification systems as 'harmful by ingestion'. This is because of the lack of corroborating animal or human evidence.</p>
Skin Contact	<p>This material can cause inflammation of the skin on contact in some persons.</p> <p>The material may accentuate any pre-existing dermatitis condition</p> <p>Skin contact is not thought to have harmful health effects (as classified under EC Directives); the material may still produce health damage following entry through wounds, lesions or abrasions.</p> <p>Open cuts, abraded or irritated skin should not be exposed to this material</p> <p>Entry into the blood-stream, through, for example, cuts, abrasions or lesions, may produce systemic injury with harmful effects. Examine the skin prior to the use of the material and ensure that any external damage is suitably protected.</p>
Eye	This material can cause eye irritation and damage in some persons.
Chronic	<p>Studies show that inhaling this substance for over a long period (e.g. in an occupational setting) may increase the risk of cancer.</p> <p>Skin contact with the material is more likely to cause a sensitisation reaction in some persons compared to the general population.</p> <p>Toxic: danger of serious damage to health by prolonged exposure through inhalation, in contact with skin and if swallowed.</p> <p>This material can cause serious damage if one is exposed to it for long periods. It can be assumed that it contains a substance which can produce severe defects.</p> <p>There has been concern that this material can cause cancer or mutations, but there is not enough data to make an assessment.</p>

Continued...

Carboline Thermo-Lag 3000SP Part A

Sensitisation may give severe responses to very low levels of exposure, i.e. hypersensitivity.

Carboline Thermo-Lag 3000SP Part A	TOXICITY	IRRITATION
	Not Available	Not Available

bisphenol A/ diglycidyl ether resin, liquid	TOXICITY	IRRITATION
	dermal (rat) LD50: >1200 mg/kg ^[2]	Eye (rabbit): 100mg - Mild
Oral (Mouse) LD50: >500 mg/kg ^[2]		

melamine	TOXICITY	IRRITATION
	Dermal (rabbit) LD50: >1000 mg/kg ^[2]	Eye (rabbit): 500 mg/24h mild *TNO Nutrition & Food Research Institu
Oral (Rat) LD50: 3161 mg/kg ^[2]		

melamine pyrophosphate	TOXICITY	IRRITATION
	Dermal (rabbit) LD50: >2000 mg/kg ^[2]	Skin: no adverse effect observed (not irritating) ^[1]
Oral (Rat) LD50: >2000 mg/kg ^[2]		

Legend: 1. Value obtained from Europe ECHA Registered Substances - Acute toxicity 2. Value obtained from manufacturer's SDS. Unless otherwise specified data extracted from RTECS - Register of Toxic Effect of chemical Substances

Carboline Thermo-Lag 3000SP Part A	<p>UV (ultraviolet) / EB (electron beam) acrylates are generally of low toxicity. UV/EB acrylates are divided into two groups the "stenomeric" and "eurymeric" acrylates. Stenomeric acrylates are usually more hazardous than the eurymeric substances.</p> <p>Based on the available oncogenicity data and without a better understanding of the carcinogenic mechanism the Health and Environmental Review Division (HERD), Office of Toxic Substances (OTS), of the US EPA previously concluded that all chemicals that contain the acrylate or methacrylate moiety (CH₂=CHCOO or CH₂=C(CH₃)COO) should be considered to be a carcinogenic hazard unless shown otherwise by adequate testing.</p> <p>This position has now been revised and acrylates and methacrylates are no longer <i>de facto</i> carcinogens.</p> <p>The various members of the bisphenol family produce hormone like effects, seemingly as a result of binding to estrogen receptor-related receptors (ERRs; not to be confused with estrogen receptors)</p> <p>A suspected estrogen-related receptors (ERR) binding agent:</p> <p>Estrogen-related receptors (ERR, oestrogen-related receptors) are so named because of sequence homology with estrogen receptors but do not appear to bind estrogens or other tested steroid hormones. The ERR family have been demonstrated to control energy homeostasis, oxidative metabolism and mitochondrial biogenesis, while effecting mammalian physiology in the heart, brown adipose tissue, white adipose tissue, placenta, macrophages, and demonstrated additional roles in diabetes and cancer.</p> <p>ERRs bind enhancers throughout the genome where they exert effects on gene regulation</p> <p>Although their overall functions remain uncertain, they also share DNA-binding sites, co-regulators, and target genes with the conventional estrogen receptors ERalpha and ERbeta and may function to modulate estrogen signaling pathways.</p> <ul style="list-style-type: none"> ERR-alpha has wide tissue distribution but it is most highly expressed in tissues that preferentially use fatty acids as energy sources such as kidney, heart, brown adipose tissue, cerebellum, intestine, and skeletal muscle. ERRalpha has been detected in normal adrenal cortex tissues, in which its expression is possibly related to adrenal development, with a possible role in fetal adrenal function, in dehydroepiandrosterone (DHEAS) production in adrenarche, and also in steroid production of post-adrenarche/adult life. DHEA and other adrenal androgens such as androstenedione, although relatively weak androgens, are responsible for the androgenic effects of adrenarche, such as early pubic and axillary hair growth, adult-type body odor, increased oiliness of hair and skin, and mild acne. ERR-beta is a nuclear receptor. Its function is unknown; however, a similar protein in mouse plays an essential role in placental development ERR-gamma is a nuclear receptor that behaves as a constitutive activator of transcription. There is evidence that bisphenol A functions as an endocrine disruptor by binding strongly to ERRgamma BPA as well as its nitrated and chlorinated metabolites seems to binds strongly to ERR-gamma (dissociation constant = 5.5 nM), but not to the estrogen receptor (ER). BPA binding to ERR-gamma preserves its basal constitutive activity. Different expression of ERR-gamma in different parts of the body may account for variations in bisphenol A effects. For instance, ERR-gamma has been found in high concentration in the placenta, explaining reports of high bisphenol A accumulation there <p>Where no 'official' classification for acrylates and methacrylates exists, there have been cautious attempts to create classifications in the absence of contrary evidence. For example</p> <p>Monalkyl or monoarylestere of acrylic acids should be classified as R36/37/38 and R51/53</p> <p>Monoalkyl or monoaryl estere of methacrylic acid should be classified as R36/37/38</p> <p>Oxiranes (including glycidyl ethers and alkyl oxides, and epoxides) share many common characteristics with respect to animal toxicology. One such oxirane is ethyloxirane; data presented here may be taken as representative.</p>
------------------------------------	--

Acute Toxicity	✗	Carcinogenicity	✗
Skin Irritation/Corrosion	✓	Reproductivity	✓
Serious Eye Damage/Irritation	✓	STOT - Single Exposure	✗
Respiratory or Skin sensitisation	✓	STOT - Repeated Exposure	✗
Mutagenicity	✗	Aspiration Hazard	✗

Legend: ✗ – Data either not available or does not fill the criteria for classification
 ✓ – Data available to make classification

SECTION 12 Ecological information

Toxicity

Carboline Thermo-Lag 3000SP Part A	Endpoint	Test Duration (hr)	Species	Value	Source
	Not Available	Not Available	Not Available	Not Available	Not Available

Continued...

Carboline Thermo-Lag 3000SP Part A

bisphenol A/ diglycidyl ether resin, liquid	Endpoint	Test Duration (hr)	Species	Value	Source
	EC50(ECx)	24h	Crustacea	3mg/l	Not Available
	LC50	96h	Fish	2.4mg/l	Not Available
	EC50	48h	Crustacea	~2mg/l	2
melamine	Endpoint	Test Duration (hr)	Species	Value	Source
	BCF	1008h	Fish	<0.38	7
	LC50	96h	Fish	>3000mg/l	2
	EC50	48h	Crustacea	<180mg/l	2
	NOEC(ECx)	1344h	Fish	3.925mg/L	4
	EC50	96h	Algae or other aquatic plants	325mg/l	2
melamine pyrophosphate	Endpoint	Test Duration (hr)	Species	Value	Source
	LC50	96h	Fish	>74.96mg/l	2
	EC50	72h	Algae or other aquatic plants	44mg/l	2
	NOEC(ECx)	72h	Algae or other aquatic plants	10mg/l	2
Legend:	Extracted from 1. IUCLID Toxicity Data 2. Europe ECHA Registered Substances - Ecotoxicological Information - Aquatic Toxicity 4. US EPA, Ecotox database - Aquatic Toxicity Data 5. ECETOC Aquatic Hazard Assessment Data 6. NITE (Japan) - Bioconcentration Data 7. METI (Japan) - Bioconcentration Data 8. Vendor Data				

Toxic to aquatic organisms, may cause long-term adverse effects in the aquatic environment.

Do NOT allow product to come in contact with surface waters or to intertidal areas below the mean high water mark. Do not contaminate water when cleaning equipment or disposing of equipment wash-waters.

Wastes resulting from use of the product must be disposed of on site or at approved waste sites.

DO NOT discharge into sewer or waterways.

Persistence and degradability

Ingredient	Persistence: Water/Soil	Persistence: Air
bisphenol A/ diglycidyl ether resin, liquid	HIGH	HIGH
melamine	HIGH (Half-life = 360 days)	LOW (Half-life = 0.44 days)

Bioaccumulative potential

Ingredient	Bioaccumulation
bisphenol A/ diglycidyl ether resin, liquid	LOW (LogKOW = 2.6835)
melamine	LOW (BCF = 15)

Mobility in soil

Ingredient	Mobility
bisphenol A/ diglycidyl ether resin, liquid	LOW (KOC = 51.43)
melamine	LOW (KOC = 20.79)

SECTION 13 Disposal considerations

Waste treatment methods



Product / Packaging disposal	<ul style="list-style-type: none"> ▶ Containers may still present a chemical hazard/ danger when empty. ▶ Return to supplier for reuse/ recycling if possible. <p>Otherwise:</p> <ul style="list-style-type: none"> ▶ If container can not be cleaned sufficiently well to ensure that residuals do not remain or if the container cannot be used to store the same product, then puncture containers, to prevent re-use, and bury at an authorised landfill. ▶ Where possible retain label warnings and SDS and observe all notices pertaining to the product. <p>Legislation addressing waste disposal requirements may differ by country, state and/ or territory. Each user must refer to laws operating in their area. In some areas, certain wastes must be tracked.</p> <p>A Hierarchy of Controls seems to be common - the user should investigate:</p> <ul style="list-style-type: none"> ▶ Reduction ▶ Reuse ▶ Recycling ▶ Disposal (if all else fails) <p>This material may be recycled if unused, or if it has not been contaminated so as to make it unsuitable for its intended use. If it has been contaminated, it may be possible to reclaim the product by filtration, distillation or some other means. Shelf life considerations should also be applied in making decisions of this type. Note that properties of a material may change in use, and recycling or reuse may not always be appropriate.</p>
-------------------------------------	---

Carboline Thermo-Lag 3000SP Part A

- ▶ **DO NOT** allow wash water from cleaning or process equipment to enter drains.
- ▶ It may be necessary to collect all wash water for treatment before disposal.
- ▶ In all cases disposal to sewer may be subject to local laws and regulations and these should be considered first.
- ▶ Where in doubt contact the responsible authority.
- ▶ Recycle wherever possible.
- ▶ Consult manufacturer for recycling options or consult local or regional waste management authority for disposal if no suitable treatment or disposal facility can be identified.
- ▶ Dispose of by: burial in a land-fill specifically licensed to accept chemical and / or pharmaceutical wastes or Incineration in a licensed apparatus (after admixture with suitable combustible material).
- ▶ Decontaminate empty containers. Observe all label safeguards until containers are cleaned and destroyed.

SECTION 14 Transport information

Labels Required

	
Marine Pollutant	
HAZCHEM	*3Y

Land transport (ADG)

UN number or ID number	1263	
UN proper shipping name	PAINT (including paint, lacquer, enamel, stain, shellac, varnish, polish, liquid filler and liquid lacquer base) or PAINT RELATED MATERIAL (including paint thinning or reducing compound)	
Transport hazard class(es)	Class	3
	Subsidiary risk	Not Applicable
Packing group	III	
Environmental hazard	Environmentally hazardous	
Special precautions for user	Special provisions	163 223 367
	Limited quantity	5 L

Air transport (ICAO-IATA / DGR)

UN number	1263	
UN proper shipping name	Paint related material (including paint thinning or reducing compounds); Paint (including paint, lacquer, enamel, stain, shellac, varnish, polish, liquid filler and liquid lacquer base)	
Transport hazard class(es)	ICAO/IATA Class	3
	ICAO / IATA Subrisk	Not Applicable
	ERG Code	3L
Packing group	III	
Environmental hazard	Environmentally hazardous	
Special precautions for user	Special provisions	A3 A72 A192
	Cargo Only Packing Instructions	366
	Cargo Only Maximum Qty / Pack	220 L
	Passenger and Cargo Packing Instructions	355
	Passenger and Cargo Maximum Qty / Pack	60 L
	Passenger and Cargo Limited Quantity Packing Instructions	Y344
Passenger and Cargo Limited Maximum Qty / Pack	10 L	

Sea transport (IMDG-Code / GGVSee)

UN number	1263	
UN proper shipping name	PAINT (including paint, lacquer, enamel, stain, shellac, varnish, polish, liquid filler and liquid lacquer base) or PAINT RELATED MATERIAL (including paint thinning or reducing compound)	
Transport hazard class(es)	IMDG Class	3
	IMDG Subrisk	Not Applicable
Packing group	III	
Environmental hazard	Marine Pollutant	

Carboline Thermo-Lag 3000SP Part A

Special precautions for user	EMS Number	F-E, S-E
	Special provisions	163 223 367 955
	Limited Quantities	5 L

Transport in bulk according to Annex II of MARPOL and the IBC code

Not Applicable

Transport in bulk in accordance with MARPOL Annex V and the IMSBC Code

Product name	Group
bisphenol A/ diglycidyl ether resin, liquid	Not Available
melamine	Not Available
melamine pyrophosphate	Not Available
acrylate monomer	Not Available

Transport in bulk in accordance with the IGC Code

Product name	Ship Type
bisphenol A/ diglycidyl ether resin, liquid	Not Available
melamine	Not Available
melamine pyrophosphate	Not Available
acrylate monomer	Not Available

SECTION 15 Regulatory information

Safety, health and environmental regulations / legislation specific for the substance or mixture

bisphenol A/ diglycidyl ether resin, liquid is found on the following regulatory lists

Australia Hazardous Chemical Information System (HCIS) - Hazardous Chemicals

Australia Standard for the Uniform Scheduling of Medicines and Poisons (SUSMP) - Schedule 5

Australian Inventory of Industrial Chemicals (AIIC)

Chemical Footprint Project - Chemicals of High Concern List

International WHO List of Proposed Occupational Exposure Limit (OEL) Values for Manufactured Nanomaterials (MNMS)

melamine is found on the following regulatory lists

Australian Inventory of Industrial Chemicals (AIIC)

International Agency for Research on Cancer (IARC) - Agents Classified by the IARC Monographs

International Agency for Research on Cancer (IARC) - Agents Classified by the IARC Monographs - Group 2B: Possibly carcinogenic to humans

International WHO List of Proposed Occupational Exposure Limit (OEL) Values for Manufactured Nanomaterials (MNMS)

melamine pyrophosphate is found on the following regulatory lists

Australia Hazardous Chemical Information System (HCIS) - Hazardous Chemicals

Australian Inventory of Industrial Chemicals (AIIC)

National Inventory Status

National Inventory	Status
Australia - AIIC / Australia Non-Industrial Use	Yes
Canada - DSL	Yes
Canada - NDSL	No (bisphenol A/ diglycidyl ether resin, liquid; melamine; melamine pyrophosphate; acrylate monomer)
China - IECSC	Yes
Europe - EINEC / ELINCS / NLP	Yes
Japan - ENCS	No (melamine pyrophosphate)
Korea - KECI	Yes
New Zealand - NZIoC	Yes
Philippines - PICCS	Yes
USA - TSCA	Yes
Taiwan - TCSI	Yes
Mexico - INSQ	No (melamine pyrophosphate)
Vietnam - NCI	Yes
Russia - FBEPH	No (melamine pyrophosphate)
Legend:	Yes = All CAS declared ingredients are on the inventory No = One or more of the CAS listed ingredients are not on the inventory. These ingredients may be exempt or will require registration.

SECTION 16 Other information

Revision Date	09/03/2023
Initial Date	02/03/2018

Continued...

Carboline Thermo-Lag 3000SP Part A**SDS Version Summary**

Version	Date of Update	Sections Updated
2.7	09/03/2023	Hazards identification - Classification

Other information

Classification of the preparation and its individual components has drawn on official and authoritative sources as well as independent review by the Chemwatch Classification committee using available literature references.

The SDS is a Hazard Communication tool and should be used to assist in the Risk Assessment. Many factors determine whether the reported Hazards are Risks in the workplace or other settings. Risks may be determined by reference to Exposures Scenarios. Scale of use, frequency of use and current or available engineering controls must be considered.

Definitions and abbreviations

PC—TWA: Permissible Concentration-Time Weighted Average
PC—STEL: Permissible Concentration-Short Term Exposure Limit
IARC: International Agency for Research on Cancer
ACGIH: American Conference of Governmental Industrial Hygienists
STEL: Short Term Exposure Limit
TEEL: Temporary Emergency Exposure Limit.
IDLH: Immediately Dangerous to Life or Health Concentrations
ES: Exposure Standard
OSF: Odour Safety Factor
NOAEL :No Observed Adverse Effect Level
LOAEL: Lowest Observed Adverse Effect Level
TLV: Threshold Limit Value
LOD: Limit Of Detection
OTV: Odour Threshold Value
BCF: BioConcentration Factors
BEI: Biological Exposure Index
AIIIC: Australian Inventory of Industrial Chemicals
DSL: Domestic Substances List
NDSL: Non-Domestic Substances List
IECSC: Inventory of Existing Chemical Substance in China
EINECS: European INventory of Existing Commercial chemical Substances
ELINCS: European List of Notified Chemical Substances
NLP: No-Longer Polymers
ENCS: Existing and New Chemical Substances Inventory
KECI: Korea Existing Chemicals Inventory
NZIoC: New Zealand Inventory of Chemicals
PICCS: Philippine Inventory of Chemicals and Chemical Substances
TSCA: Toxic Substances Control Act
TCSI: Taiwan Chemical Substance Inventory
INSQ: Inventario Nacional de Sustancias Químicas
NCI: National Chemical Inventory
FBEPH: Russian Register of Potentially Hazardous Chemical and Biological Substances

Powered by AuthorITe, from Chemwatch.

Carboline Thermo-Lag 3000SP Part B

Resene Paints (Australia) Limited

Chemwatch Hazard Alert Code: 3

Version No: 2.2
Safety Data Sheet according to WHS Regulations (Hazardous Chemicals) Amendment 2020 and ADG requirements

Issue Date: 09/03/2023
Print Date: 09/03/2023
S.GHS.AUS.EN

SECTION 1 Identification of the substance / mixture and of the company / undertaking

Product Identifier

Product name	Carboline Thermo-Lag 3000SP Part B
Synonyms	Not Available
Proper shipping name	PAINT (including paint, lacquer, enamel, stain, shellac, varnish, polish, liquid filler and liquid lacquer base) or PAINT RELATED MATERIAL (including paint thinning or reducing compound)
Other means of identification	Not Available

Relevant identified uses of the substance or mixture and uses advised against

Relevant identified uses	Part B of a multicomponent industrial coating
--------------------------	---

Details of the manufacturer or supplier of the safety data sheet

Registered company name	Resene Paints (Australia) Limited	Altex Coatings Ltd
Address	7 Production Avenue, Molendinar Queensland 4214 Australia	91-111 Oropi Road Tauranga 3112 New Zealand
Telephone	+61 7 55126600	+64 7 541 1221
Fax	+61 7 55126697	+64 7 541 1310
Website	www.resene.com.au	www.altexcoatings.com
Email	Not Available	neil.debenham@carboline.co.nz

Emergency telephone number

Association / Organisation	AUSTRALIAN POISONS CENTRE	NZ POISONS (24hr 7 days)	CHEMWATCH EMERGENCY RESPONSE (24/7)
Emergency telephone numbers	131126	0800 764766	+61 1800 951 288
Other emergency telephone numbers	Not Available	Not Available	+61 3 9573 3188

Once connected and if the message is not in your preferred language then please dial 01

SECTION 2 Hazards identification

Classification of the substance or mixture

HAZARDOUS CHEMICAL. DANGEROUS GOODS. According to the WHS Regulations and the ADG Code.

Poisons Schedule	Not Applicable
Classification [1]	Flammable Liquids Category 3, Skin Corrosion/Irritation Category 1B, Hazardous to the Aquatic Environment Long-Term Hazard Category 2, Reproductive Toxicity Category 2, Specific Target Organ Toxicity - Repeated Exposure Category 2, Serious Eye Damage/Eye Irritation Category 1, Sensitisation (Skin) Category 1, Hazardous to the Aquatic Environment Acute Hazard Category 2
Legend:	1. Classified by Chemwatch; 2. Classification drawn from HCIS; 3. Classification drawn from Regulation (EU) No 1272/2008 - Annex VI

Label elements

Hazard pictogram(s)	
Signal word	Danger

Hazard statement(s)

H226	Flammable liquid and vapour.
H314	Causes severe skin burns and eye damage.
H411	Toxic to aquatic life with long lasting effects.
H361d	Suspected of damaging the unborn child.
H373	May cause damage to organs through prolonged or repeated exposure. (Inhalation)

Carboline Thermo-Lag 3000SP Part B

H317	May cause an allergic skin reaction.
------	--------------------------------------

Supplementary Phrases

Not Applicable	Not Applicable
----------------	----------------

Precautionary statement(s) Prevention

P210	Keep away from heat, hot surfaces, sparks, open flames and other ignition sources. No smoking.
P233	Keep container tightly closed.
P260	Do not breathe mist/vapours/spray.
P264	Wash all exposed external body areas thoroughly after handling.
P280	Wear protective gloves, protective clothing, eye protection and face protection.
P240	Ground and bond container and receiving equipment.
P241	Use explosion-proof electrical/ventilating/lighting/intrinsically safe equipment.
P242	Use non-sparking tools.
P243	Take action to prevent static discharges.
P273	Avoid release to the environment.
P272	Contaminated work clothing should not be allowed out of the workplace.

Precautionary statement(s) Response

P301+P330+P331	IF SWALLOWED: Rinse mouth. Do NOT induce vomiting.
P303+P361+P353	IF ON SKIN (or hair): Take off immediately all contaminated clothing. Rinse skin with water [or shower].
P305+P351+P338	IF IN EYES: Rinse cautiously with water for several minutes. Remove contact lenses, if present and easy to do. Continue rinsing.
P308+P313	IF exposed or concerned: Get medical advice/ attention.
P310	Immediately call a POISON CENTER/doctor/physician/first aider.
P370+P378	In case of fire: Use alcohol resistant foam or normal protein foam to extinguish.
P302+P352	IF ON SKIN: Wash with plenty of water and soap.
P363	Wash contaminated clothing before reuse.
P333+P313	If skin irritation or rash occurs: Get medical advice/attention.
P362+P364	Take off contaminated clothing and wash it before reuse.
P391	Collect spillage.
P304+P340	IF INHALED: Remove person to fresh air and keep comfortable for breathing.

Precautionary statement(s) Storage

P403+P235	Store in a well-ventilated place. Keep cool.
P405	Store locked up.

Precautionary statement(s) Disposal

P501	Dispose of contents/container to authorised hazardous or special waste collection point in accordance with any local regulation.
------	--

SECTION 3 Composition / information on ingredients

Substances

See section below for composition of Mixtures

Mixtures

CAS No	%[weight]	Name
108-88-3	1-10	<u>toluene</u>
25338-55-0	1-10	<u>dimethylaminomethylphenol</u>
90-72-2	1-10	<u>2,4,6-tris(dimethylamino)methylphenol</u>
108-95-2	<=0.5	<u>phenol</u>
Legend:	1. Classified by Chemwatch; 2. Classification drawn from HCIS; 3. Classification drawn from Regulation (EU) No 1272/2008 - Annex VI; 4. Classification drawn from C&L; * EU IOELVs available	

SECTION 4 First aid measures

Description of first aid measures

Eye Contact

If this product comes in contact with the eyes:

- ▶ Immediately hold eyelids apart and flush the eye continuously with running water.
- ▶ Ensure complete irrigation of the eye by keeping eyelids apart and away from eye and moving the eyelids by occasionally lifting the upper and lower lids.
- ▶ Continue flushing until advised to stop by the Poisons Information Centre or a doctor, or for at least 15 minutes.
- ▶ Transport to hospital or doctor without delay.
- ▶ Removal of contact lenses after an eye injury should only be undertaken by skilled personnel.

Carboline Thermo-Lag 3000SP Part B

Skin Contact	<p>If skin or hair contact occurs:</p> <ul style="list-style-type: none"> ▶ Immediately flush body and clothes with large amounts of water, using safety shower if available. ▶ Quickly remove all contaminated clothing, including footwear. ▶ Wash skin and hair with running water. Continue flushing with water until advised to stop by the Poisons Information Centre. ▶ Transport to hospital, or doctor.
Inhalation	<ul style="list-style-type: none"> ▶ If fumes or combustion products are inhaled remove from contaminated area. ▶ Lay patient down. Keep warm and rested. ▶ Prostheses such as false teeth, which may block airway, should be removed, where possible, prior to initiating first aid procedures. ▶ Apply artificial respiration if not breathing, preferably with a demand valve resuscitator, bag-valve mask device, or pocket mask as trained. Perform CPR if necessary. ▶ Transport to hospital, or doctor, without delay.
Ingestion	<ul style="list-style-type: none"> ▶ For advice, contact a Poisons Information Centre or a doctor at once. ▶ Urgent hospital treatment is likely to be needed. ▶ If swallowed do NOT induce vomiting. ▶ If vomiting occurs, lean patient forward or place on left side (head-down position, if possible) to maintain open airway and prevent aspiration. ▶ Observe the patient carefully. ▶ Never give liquid to a person showing signs of being sleepy or with reduced awareness; i.e. becoming unconscious. ▶ Give water to rinse out mouth, then provide liquid slowly and as much as casualty can comfortably drink. ▶ Transport to hospital or doctor without delay.

Indication of any immediate medical attention and special treatment needed

Treat symptomatically.

SECTION 5 Firefighting measures**Extinguishing media****Special hazards arising from the substrate or mixture**

Fire Incompatibility	▶ Avoid contamination with oxidising agents i.e. nitrates, oxidising acids, chlorine bleaches, pool chlorine etc. as ignition may result
-----------------------------	--

Advice for firefighters

Fire Fighting	
Fire/Explosion Hazard	<ul style="list-style-type: none"> ▶ Liquid and vapour are flammable. ▶ Moderate fire hazard when exposed to heat or flame. ▶ Vapour forms an explosive mixture with air. ▶ Moderate explosion hazard when exposed to heat or flame. ▶ Vapour may travel a considerable distance to source of ignition. ▶ Heating may cause expansion or decomposition leading to violent rupture of containers. ▶ On combustion, may emit toxic fumes of carbon monoxide (CO). <p>Combustion products include: carbon monoxide (CO) carbon dioxide (CO₂) other pyrolysis products typical of burning organic material.</p>
HAZCHEM	•3Y

SECTION 6 Accidental release measures**Personal precautions, protective equipment and emergency procedures**

See section 8

Environmental precautions

See section 12

Methods and material for containment and cleaning up

Minor Spills	<ul style="list-style-type: none"> ▶ Remove all ignition sources. ▶ Clean up all spills immediately. ▶ Avoid breathing vapours and contact with skin and eyes. ▶ Control personal contact with the substance, by using protective equipment. ▶ Contain and absorb small quantities with vermiculite or other absorbent material. ▶ Wipe up. ▶ Collect residues in a flammable waste container.
Major Spills	

Personal Protective Equipment advice is contained in Section 8 of the SDS.

SECTION 7 Handling and storage**Precautions for safe handling**

Safe handling	<ul style="list-style-type: none"> ▶ Containers, even those that have been emptied, may contain explosive vapours. ▶ Do NOT cut, drill, grind, weld or perform similar operations on or near containers.
----------------------	--

Continued...

Carboline Thermo-Lag 3000SP Part B

	<ul style="list-style-type: none"> ▶ Avoid all personal contact, including inhalation. ▶ Wear protective clothing when risk of overexposure occurs. ▶ Use in a well-ventilated area. ▶ Prevent concentration in hollows and sumps. ▶ DO NOT enter confined spaces until atmosphere has been checked. ▶ Avoid smoking, naked lights or ignition sources. ▶ Avoid generation of static electricity. ▶ DO NOT use plastic buckets. ▶ Earth all lines and equipment. ▶ Use spark-free tools when handling. ▶ Avoid contact with incompatible materials. ▶ When handling, DO NOT eat, drink or smoke. ▶ Keep containers securely sealed when not in use. ▶ Avoid physical damage to containers. ▶ Always wash hands with soap and water after handling. ▶ Work clothes should be laundered separately. ▶ Use good occupational work practice. ▶ Observe manufacturer's storage and handling recommendations contained within this SDS. ▶ Atmosphere should be regularly checked against established exposure standards to ensure safe working conditions. ▶ DO NOT allow clothing wet with material to stay in contact with skin
Other information	<ul style="list-style-type: none"> ▶ Store in original containers in approved flammable liquid storage area. ▶ Store away from incompatible materials in a cool, dry, well-ventilated area. ▶ DO NOT store in pits, depressions, basements or areas where vapours may be trapped. ▶ No smoking, naked lights, heat or ignition sources. ▶ Storage areas should be clearly identified, well illuminated, clear of obstruction and accessible only to trained and authorised personnel - adequate security must be provided so that unauthorised personnel do not have access. ▶ Store according to applicable regulations for flammable materials for storage tanks, containers, piping, buildings, rooms, cabinets, allowable quantities and minimum storage distances. ▶ Use non-sparking ventilation systems, approved explosion proof equipment and intrinsically safe electrical systems. ▶ Have appropriate extinguishing capability in storage area (e.g. portable fire extinguishers - dry chemical, foam or carbon dioxide) and flammable gas detectors. ▶ Keep adsorbents for leaks and spills readily available. ▶ Protect containers against physical damage and check regularly for leaks. ▶ Observe manufacturer's storage and handling recommendations contained within this SDS.

Conditions for safe storage, including any incompatibilities

Suitable container	<ul style="list-style-type: none"> ▶ Packing as supplied by manufacturer. ▶ Plastic containers may only be used if approved for flammable liquid. ▶ Check that containers are clearly labelled and free from leaks. ▶ Manufactured product that requires stirring before use and having a viscosity of at least 20 cSt (25 deg. C): (i) Removable head packaging; (ii) Cans with friction closures and (iii) low pressure tubes and cartridges may be used.
Storage incompatibility	<ul style="list-style-type: none"> ▶ Avoid reaction with oxidising agents



X — Must not be stored together

O — May be stored together with specific preventions

+ — May be stored together

Note: Depending on other risk factors, compatibility assessment based on the table above may not be relevant to storage situations, particularly where large volumes of dangerous goods are stored and handled. Reference should be made to the Safety Data Sheets for each substance or article and risks assessed accordingly.

SECTION 8 Exposure controls / personal protection

Control parameters

Occupational Exposure Limits (OEL)

INGREDIENT DATA

Source	Ingredient	Material name	TWA	STEL	Peak	Notes
Australia Exposure Standards	toluene	Toluene	50 ppm / 191 mg/m ³	574 mg/m ³ / 150 ppm	Not Available	Not Available
Australia Exposure Standards	phenol	Phenol	1 ppm / 4 mg/m ³	Not Available	Not Available	Not Available

Emergency Limits

Ingredient	TEEL-1	TEEL-2	TEEL-3
toluene	Not Available	Not Available	Not Available
2,4,6-tris[(dimethylamino)methyl]phenol	6.5 mg/m ³	72 mg/m ³	430 mg/m ³
phenol	Not Available	Not Available	Not Available

Ingredient	Original IDLH	Revised IDLH
toluene	500 ppm	Not Available
dimethylaminomethylphenol	Not Available	Not Available

Carboline Thermo-Lag 3000SP Part B

Ingredient	Original IDLH	Revised IDLH
2,4,6-tris(dimethylamino)methylphenol	Not Available	Not Available
phenol	250 ppm	Not Available

Occupational Exposure Banding		
Ingredient	Occupational Exposure Band Rating	Occupational Exposure Band Limit
dimethylaminomethylphenol	D	> 0.1 to ≤ 1 ppm
2,4,6-tris(dimethylamino)methylphenol	C	> 1 to ≤ 10 parts per million (ppm)
Notes:	<i>Occupational exposure banding is a process of assigning chemicals into specific categories or bands based on a chemical's potency and the adverse health outcomes associated with exposure. The output of this process is an occupational exposure band (OEB), which corresponds to a range of exposure concentrations that are expected to protect worker health.</i>	

Exposure controls

Appropriate engineering controls	<p>Engineering controls are used to remove a hazard or place a barrier between the worker and the hazard. Well-designed engineering controls can be highly effective in protecting workers and will typically be independent of worker interactions to provide this high level of protection. The basic types of engineering controls are:</p> <p>Process controls which involve changing the way a job activity or process is done to reduce the risk.</p> <p>Enclosure and/or isolation of emission source which keeps a selected hazard 'physically' away from the worker and ventilation that strategically 'adds' and 'removes' air in the work environment. Ventilation can remove or dilute an air contaminant if designed properly. The design of a ventilation system must match the particular process and chemical or contaminant in use.</p> <p>Employers may need to use multiple types of controls to prevent employee overexposure.</p> <p>For flammable liquids and flammable gases, local exhaust ventilation or a process enclosure ventilation system may be required. Ventilation equipment should be explosion-resistant.</p> <p>Air contaminants generated in the workplace possess varying 'escape' velocities which, in turn, determine the 'capture velocities' of fresh circulating air required to effectively remove the contaminant.</p>																	
	<table border="1"> <thead> <tr> <th>Type of Contaminant:</th> <th>Air Speed:</th> </tr> </thead> <tbody> <tr> <td>solvent, vapours, degreasing etc., evaporating from tank (in still air).</td> <td>0.25-0.5 m/s (50-100 f/min.)</td> </tr> <tr> <td>aerosols, fumes from pouring operations, intermittent container filling, low speed conveyer transfers, welding, spray drift, plating acid fumes, pickling (released at low velocity into zone of active generation)</td> <td>0.5-1 m/s (100-200 f/min.)</td> </tr> <tr> <td>direct spray, spray painting in shallow booths, drum filling, conveyer loading, crusher dusts, gas discharge (active generation into zone of rapid air motion)</td> <td>1-2.5 m/s (200-500 f/min.)</td> </tr> </tbody> </table> <p>Within each range the appropriate value depends on:</p> <table border="1"> <thead> <tr> <th>Lower end of the range</th> <th>Upper end of the range</th> </tr> </thead> <tbody> <tr> <td>1: Room air currents minimal or favourable to capture</td> <td>1: Disturbing room air currents</td> </tr> <tr> <td>2: Contaminants of low toxicity or of nuisance value only.</td> <td>2: Contaminants of high toxicity</td> </tr> <tr> <td>3: Intermittent, low production.</td> <td>3: High production, heavy use</td> </tr> <tr> <td>4: Large hood or large air mass in motion</td> <td>4: Small hood-local control only</td> </tr> </tbody> </table> <p>Simple theory shows that air velocity falls rapidly with distance away from the opening of a simple extraction pipe. Velocity generally decreases with the square of distance from the extraction point (in simple cases). Therefore the air speed at the extraction point should be adjusted, accordingly, after reference to distance from the contaminating source. The air velocity at the extraction fan, for example, should be a minimum of 1-2 m/s (200-400 f/min.) for extraction of solvents generated in a tank 2 meters distant from the extraction point. Other mechanical considerations, producing performance deficits within the extraction apparatus, make it essential that theoretical air velocities are multiplied by factors of 10 or more when extraction systems are installed or used.</p> <ul style="list-style-type: none"> · Adequate ventilation is typically taken to be that which limits the average concentration to no more than 25% of the LEL within the building, room or enclosure containing the dangerous substance. · Ventilation for plant and machinery is normally considered adequate if it limits the average concentration of any dangerous substance that might potentially be present to no more than 25% of the LEL. However, an increase up to a maximum 50% LEL can be acceptable where additional safeguards are provided to prevent the formation of a hazardous explosive atmosphere. For example, gas detectors linked to emergency shutdown of the process might be used together with maintaining or increasing the exhaust ventilation on solvent evaporating ovens and gas turbine enclosures. · Temporary exhaust ventilation systems may be provided for non-routine higher-risk activities, such as cleaning, repair or maintenance in tanks or other confined spaces or in an emergency after a release. The work procedures for such activities should be carefully considered.. The atmosphere should be continuously monitored to ensure that ventilation is adequate and the area remains safe. Where workers will enter the space, the ventilation should ensure that the concentration of the dangerous substance does not exceed 10% of the LEL (irrespective of the provision of suitable breathing apparatus) 	Type of Contaminant:	Air Speed:	solvent, vapours, degreasing etc., evaporating from tank (in still air).	0.25-0.5 m/s (50-100 f/min.)	aerosols, fumes from pouring operations, intermittent container filling, low speed conveyer transfers, welding, spray drift, plating acid fumes, pickling (released at low velocity into zone of active generation)	0.5-1 m/s (100-200 f/min.)	direct spray, spray painting in shallow booths, drum filling, conveyer loading, crusher dusts, gas discharge (active generation into zone of rapid air motion)	1-2.5 m/s (200-500 f/min.)	Lower end of the range	Upper end of the range	1: Room air currents minimal or favourable to capture	1: Disturbing room air currents	2: Contaminants of low toxicity or of nuisance value only.	2: Contaminants of high toxicity	3: Intermittent, low production.	3: High production, heavy use	4: Large hood or large air mass in motion
Type of Contaminant:	Air Speed:																	
solvent, vapours, degreasing etc., evaporating from tank (in still air).	0.25-0.5 m/s (50-100 f/min.)																	
aerosols, fumes from pouring operations, intermittent container filling, low speed conveyer transfers, welding, spray drift, plating acid fumes, pickling (released at low velocity into zone of active generation)	0.5-1 m/s (100-200 f/min.)																	
direct spray, spray painting in shallow booths, drum filling, conveyer loading, crusher dusts, gas discharge (active generation into zone of rapid air motion)	1-2.5 m/s (200-500 f/min.)																	
Lower end of the range	Upper end of the range																	
1: Room air currents minimal or favourable to capture	1: Disturbing room air currents																	
2: Contaminants of low toxicity or of nuisance value only.	2: Contaminants of high toxicity																	
3: Intermittent, low production.	3: High production, heavy use																	
4: Large hood or large air mass in motion	4: Small hood-local control only																	

Individual protection measures, such as personal protective equipment



Eye and face protection

- ▶ Chemical goggles.
- ▶ Full face shield may be required for supplementary but never for primary protection of eyes.
- ▶ Contact lenses may pose a special hazard; soft contact lenses may absorb and concentrate irritants. A written policy document, describing the wearing of lenses or restrictions on use, should be created for each workplace or task. This should include a review of lens absorption and adsorption for the class of chemicals in use and an account of injury experience. Medical and first-aid personnel should be trained in their removal and suitable equipment should be readily available. In the event of chemical exposure, begin eye irrigation immediately and remove contact lens as soon as practicable. Lens should be removed at the first signs of eye redness or irritation - lens should be removed in a clean environment only after workers have washed hands thoroughly. [CDC NIOSH Current Intelligence Bulletin 59], [AS/NZS 1336 or

Carboline Thermo-Lag 3000SP Part B

	national equivalent]
Skin protection	See Hand protection below
Hands/feet protection	<ul style="list-style-type: none"> ▶ Wear chemical protective gloves, e.g. PVC. ▶ Wear safety footwear or safety gumboots, e.g. Rubber ▶ When handling corrosive liquids, wear trousers or overalls outside of boots, to avoid spills entering boots. <p>NOTE:</p> <ul style="list-style-type: none"> ▶ The material may produce skin sensitisation in predisposed individuals. Care must be taken, when removing gloves and other protective equipment, to avoid all possible skin contact. ▶ Contaminated leather items, such as shoes, belts and watch-bands should be removed and destroyed. <p>The selection of suitable gloves does not only depend on the material, but also on further marks of quality which vary from manufacturer to manufacturer. Where the chemical is a preparation of several substances, the resistance of the glove material can not be calculated in advance and has therefore to be checked prior to the application.</p> <p>The exact break through time for substances has to be obtained from the manufacturer of the protective gloves and has to be observed when making a final choice.</p> <p>Personal hygiene is a key element of effective hand care. Gloves must only be worn on clean hands. After using gloves, hands should be washed and dried thoroughly. Application of a non-perfumed moisturiser is recommended.</p> <p>Suitability and durability of glove type is dependent on usage. Important factors in the selection of gloves include:</p> <ul style="list-style-type: none"> · frequency and duration of contact, · chemical resistance of glove material, · glove thickness and · dexterity <p>Select gloves tested to a relevant standard (e.g. Europe EN 374, US F739, AS/NZS 2161.1 or national equivalent).</p> <ul style="list-style-type: none"> · When prolonged or frequently repeated contact may occur, a glove with a protection class of 5 or higher (breakthrough time greater than 240 minutes according to EN 374, AS/NZS 2161.10.1 or national equivalent) is recommended. · When only brief contact is expected, a glove with a protection class of 3 or higher (breakthrough time greater than 60 minutes according to EN 374, AS/NZS 2161.10.1 or national equivalent) is recommended. · Some glove polymer types are less affected by movement and this should be taken into account when considering gloves for long-term use. · Contaminated gloves should be replaced. <p>As defined in ASTM F-739-96 in any application, gloves are rated as:</p> <ul style="list-style-type: none"> · Excellent when breakthrough time > 480 min · Good when breakthrough time > 20 min · Fair when breakthrough time < 20 min · Poor when glove material degrades <p>For general applications, gloves with a thickness typically greater than 0.35 mm, are recommended.</p> <p>It should be emphasised that glove thickness is not necessarily a good predictor of glove resistance to a specific chemical, as the permeation efficiency of the glove will be dependent on the exact composition of the glove material. Therefore, glove selection should also be based on consideration of the task requirements and knowledge of breakthrough times.</p> <p>Glove thickness may also vary depending on the glove manufacturer, the glove type and the glove model. Therefore, the manufacturers technical data should always be taken into account to ensure selection of the most appropriate glove for the task.</p> <p>Note: Depending on the activity being conducted, gloves of varying thickness may be required for specific tasks. For example:</p> <ul style="list-style-type: none"> · Thinner gloves (down to 0.1 mm or less) may be required where a high degree of manual dexterity is needed. However, these gloves are only likely to give short duration protection and would normally be just for single use applications, then disposed of. · Thicker gloves (up to 3 mm or more) may be required where there is a mechanical (as well as a chemical) risk i.e. where there is abrasion or puncture potential <p>Gloves must only be worn on clean hands. After using gloves, hands should be washed and dried thoroughly. Application of a non-perfumed moisturiser is recommended.</p>
Body protection	See Other protection below
Other protection	<ul style="list-style-type: none"> ▶ Overalls. ▶ PVC Apron. ▶ PVC protective suit may be required if exposure severe. ▶ Eyewash unit. ▶ Ensure there is ready access to a safety shower. ▶ Some plastic personal protective equipment (PPE) (e.g. gloves, aprons, overshoes) are not recommended as they may produce static electricity. ▶ For large scale or continuous use wear tight-weave non-static clothing (no metallic fasteners, cuffs or pockets). ▶ Non sparking safety or conductive footwear should be considered. Conductive footwear describes a boot or shoe with a sole made from a conductive compound chemically bound to the bottom components, for permanent control to electrically ground the foot and shall dissipate static electricity from the body to reduce the possibility of ignition of volatile compounds. Electrical resistance must range between 0 to 500,000 ohms. Conductive shoes should be stored in lockers close to the room in which they are worn. Personnel who have been issued conductive footwear should not wear them from their place of work to their homes and return.

Recommended material(s)

GLOVE SELECTION INDEX

Glove selection is based on a modified presentation of the:

Forsberg Clothing Performance Index[®].

The effect(s) of the following substance(s) are taken into account in the **computer-generated** selection:

Carboline Thermo-Lag 3000SP Part B

Material	CPI
PE/EVAL/PE	A
VITON	A
TEFLON	B
BUTYL	C
BUTYL/NEOPRENE	C
CPE	C
NAT+NEOPR+NITRILE	C
NATURAL RUBBER	C
NATURAL+NEOPRENE	C

Respiratory protection

Type AK-P Filter of sufficient capacity. (AS/NZS 1716 & 1715, EN 143:2000 & 149:2001, ANSI Z88 or national equivalent)

Where the concentration of gas/particulates in the breathing zone, approaches or exceeds the 'Exposure Standard' (or ES), respiratory protection is required.

Degree of protection varies with both face-piece and Class of filter; the nature of protection varies with Type of filter.

Required Minimum Protection Factor	Half-Face Respirator	Full-Face Respirator	Powered Air Respirator
up to 10 x ES	AK-AUS P2	-	AK-PAPR-AUS / Class 1 P2
up to 50 x ES	-	AK-AUS / Class 1 P2	-
up to 100 x ES	-	AK-2 P2	AK-PAPR-2 P2 ^

^ - Full-face

A(All classes) = Organic vapours, B AUS or B1 = Acid gasses, B2 = Acid gas or hydrogen cyanide(HCN), B3 = Acid gas or hydrogen cyanide(HCN), E = Sulfur dioxide(SO2), G = Agricultural chemicals, K = Ammonia(NH3), Hg = Mercury, NO = Oxides of nitrogen, MB = Methyl bromide, AX = Low boiling point organic

Continued...

Carboline Thermo-Lag 3000SP Part B

NEOPRENE	C
NEOPRENE/NATURAL	C
NITRILE	C
NITRILE+PVC	C
PVA	C
PVC	C
SARANEX-23	C
SARANEX-23 2-PLY	C
VITON/CHLOROBUTYL	C
VITON/NEOPRENE	C

compounds(below 65 degC)

- ▶ Cartridge respirators should never be used for emergency ingress or in areas of unknown vapour concentrations or oxygen content.
- ▶ The wearer must be warned to leave the contaminated area immediately on detecting any odours through the respirator. The odour may indicate that the mask is not functioning properly, that the vapour concentration is too high, or that the mask is not properly fitted. Because of these limitations, only restricted use of cartridge respirators is considered appropriate.
- ▶ Cartridge performance is affected by humidity. Cartridges should be changed after 2 hr of continuous use unless it is determined that the humidity is less than 75%, in which case, cartridges can be used for 4 hr. Used cartridges should be discarded daily, regardless of the length of time used

* CPI - Chemwatch Performance Index

A: Best Selection

B: Satisfactory; may degrade after 4 hours continuous immersion

C: Poor to Dangerous Choice for other than short term immersion

NOTE: As a series of factors will influence the actual performance of the glove, a final selection must be based on detailed observation. -

* Where the glove is to be used on a short term, casual or infrequent basis, factors such as 'feel' or convenience (e.g. disposability), may dictate a choice of gloves which might otherwise be unsuitable following long-term or frequent use. A qualified practitioner should be consulted.

SECTION 9 Physical and chemical properties

Information on basic physical and chemical properties

Appearance	coloured viscous liquid		
Physical state	Liquid	Relative density (Water = 1)	1.26
Odour	Not Available	Partition coefficient n-octanol / water	Not Available
Odour threshold	Not Available	Auto-ignition temperature (°C)	Not Available
pH (as supplied)	Not Available	Decomposition temperature (°C)	Not Available
Melting point / freezing point (°C)	Not Available	Viscosity (cSt)	Not Available
Initial boiling point and boiling range (°C)	Not Available	Molecular weight (g/mol)	Not Available
Flash point (°C)	34	Taste	Not Available
Evaporation rate	< 1 Ether = 1	Explosive properties	Not Available
Flammability	Flammable.	Oxidising properties	Not Available
Upper Explosive Limit (%)	8.6	Surface Tension (dyn/cm or mN/m)	Not Available
Lower Explosive Limit (%)	1.3	Volatile Component (%vol)	Not Available
Vapour pressure (kPa)	Not Available	Gas group	Not Available
Solubility in water	Immiscible	pH as a solution (1%)	Not Available
Vapour density (Air = 1)	>1	VOC g/L	238.14

SECTION 10 Stability and reactivity

Reactivity	See section 7
Chemical stability	<ul style="list-style-type: none"> ▶ Unstable in the presence of incompatible materials. ▶ Product is considered stable. ▶ Hazardous polymerisation will not occur.
Possibility of hazardous reactions	See section 7
Conditions to avoid	See section 7
Incompatible materials	See section 7
Hazardous decomposition products	See section 5

Carboline Thermo-Lag 3000SP Part B

SECTION 11 Toxicological information

Information on toxicological effects

Inhaled	The material can cause respiratory irritation in some persons. The body's response to such irritation can cause further lung damage. The material has NOT been classified by EC Directives or other classification systems as 'harmful by inhalation'. This is because of the lack of corroborating animal or human evidence.
Ingestion	The material can produce chemical burns within the oral cavity and gastrointestinal tract following ingestion. The material has NOT been classified by EC Directives or other classification systems as 'harmful by ingestion'. This is because of the lack of corroborating animal or human evidence.
Skin Contact	The material can produce chemical burns following direct contact with the skin. Skin contact is not thought to have harmful health effects (as classified under EC Directives); the material may still produce health damage following entry through wounds, lesions or abrasions. Open cuts, abraded or irritated skin should not be exposed to this material Entry into the blood-stream, through, for example, cuts, abrasions or lesions, may produce systemic injury with harmful effects. Examine the skin prior to the use of the material and ensure that any external damage is suitably protected.
Eye	The material can produce chemical burns to the eye following direct contact. Vapours or mists may be extremely irritating. If applied to the eyes, this material causes severe eye damage.
Chronic	Repeated or long-term occupational exposure is likely to produce cumulative health effects involving organs or biochemical systems. Repeated or prolonged exposure to corrosives may result in the erosion of teeth, inflammatory and ulcerative changes in the mouth and necrosis (rarely) of the jaw. Bronchial irritation, with cough, and frequent attacks of bronchial pneumonia may ensue. Skin contact with the material is more likely to cause a sensitisation reaction in some persons compared to the general population. Based on experiments and other information, there is ample evidence to presume that exposure to this material can cause genetic defects that can be inherited. Harmful: danger of serious damage to health by prolonged exposure through inhalation, in contact with skin and if swallowed. This material can cause serious damage if one is exposed to it for long periods. It can be assumed that it contains a substance which can produce severe defects. Ample evidence exists that this material directly causes reduced fertility There has been some concern that this material can cause cancer or mutations but there is not enough data to make an assessment.

Carboline Thermo-Lag 3000SP Part B	TOXICITY	IRRITATION
	Not Available	Not Available
toluene	TOXICITY	IRRITATION
	Dermal (rabbit) LD50: 12124 mg/kg ^[2]	Eye (rabbit): 2mg/24h - SEVERE
	Inhalation(Rat) LC50: >13350 ppm4h ^[2]	Eye (rabbit):0.87 mg - mild
	Oral (Rat) LD50: 636 mg/kg ^[2]	Eye (rabbit):100 mg/30sec - mild
		Eye: adverse effect observed (irritating) ^[1]
		Skin (rabbit):20 mg/24h-moderate
		Skin (rabbit):500 mg - moderate
	Skin: adverse effect observed (irritating) ^[1]	
	Skin: no adverse effect observed (not irritating) ^[1]	
dimethylaminomethylphenol	TOXICITY	IRRITATION
	Not Available	Not Available
2,4,6-tris[(dimethylamino)methyl]phenol	TOXICITY	IRRITATION
	dermal (rat) LD50: >973 mg/kg ^[1]	Eye (rabbit): 0.05 mg/24h - SEVERE [Rohm & Haas, Henkel]* [Ciba]
	Oral (Rat) LD50: 1200 mg/kg ^[2]	Eye: adverse effect observed (irreversible damage) ^[1]
		Skin (rabbit): 2 mg/24h - SEVERE
	Skin: adverse effect observed (corrosive) ^[1]	
phenol	TOXICITY	IRRITATION
	Dermal (rabbit) LD50: 850 mg/kg ^[2]	Eye(rabbit): 100 mg rinse - mild
	Inhalation(Mouse) LC50: 0.177 mg/L4h ^[2]	Eye(rabbit): 5 mg - SEVERE
	Oral (Rat) LD50: 317 mg/kg ^[2]	Skin(rabbit): 500 mg open -SEVERE
	Skin(rabbit): 500 mg/24hr - SEVERE	

Legend: 1. Value obtained from Europe ECHA Registered Substances - Acute toxicity 2. Value obtained from manufacturer's SDS. Unless otherwise specified data extracted from RTECS - Register of Toxic Effect of chemical Substances

Carboline Thermo-Lag 3000SP Part B

Acute Toxicity	✗	Carcinogenicity	✗
Skin Irritation/Corrosion	✓	Reproductivity	✓
Serious Eye Damage/Irritation	✓	STOT - Single Exposure	✗
Respiratory or Skin sensitisation	✓	STOT - Repeated Exposure	✓
Mutagenicity	✗	Aspiration Hazard	✗

Legend: ✗ – Data either not available or does not fill the criteria for classification
 ✓ – Data available to make classification

SECTION 12 Ecological information

Toxicity

Carboline Thermo-Lag 3000SP Part B	Endpoint	Test Duration (hr)	Species	Value	Source
		Not Available	Not Available	Not Available	Not Available

toluene	Endpoint	Test Duration (hr)	Species	Value	Source
	LC50	96h	Fish	5-35mg/l	4
	EC50	72h	Algae or other aquatic plants	12.5mg/l	4
	EC50	48h	Crustacea	3.78mg/L	5
	NOEC(ECx)	168h	Crustacea	0.74mg/L	5
	EC50	96h	Algae or other aquatic plants	>376.71mg/L	4

dimethylaminomethylphenol	Endpoint	Test Duration (hr)	Species	Value	Source
	NOEC(ECx)	72h	Algae or other aquatic plants	0.8mg/l	2
	EC50	72h	Algae or other aquatic plants	6.34mg/l	2
EC50	48h	Crustacea	73mg/l	2	

2,4,6-tris[(dimethylamino)methyl]phenol	Endpoint	Test Duration (hr)	Species	Value	Source
	EC50(ECx)	24h	Crustacea	280mg/l	Not Available
	EC50	72h	Algae or other aquatic plants	2.8mg/l	2
	EC50	48h	Crustacea	>100mg/l	2
LC50	96h	Fish	1000mg/l	Not Available	

phenol	Endpoint	Test Duration (hr)	Species	Value	Source
	LC50	96h	Fish	0.00175mg/l	4
	EC50	72h	Algae or other aquatic plants	48.937-57.407mg/L	4
	EC50	48h	Crustacea	3.1mg/l	1
	EC50(ECx)	24h	Crustacea	0.000352-0.000437mg/l	4
EC50	96h	Algae or other aquatic plants	0.0188-0.1044mg/l	4	

Legend: Extracted from 1. IUCLID Toxicity Data 2. Europe ECHA Registered Substances - Ecotoxicological Information - Aquatic Toxicity 4. US EPA, Ecotox database - Aquatic Toxicity Data 5. ECETOC Aquatic Hazard Assessment Data 6. NITE (Japan) - Bioconcentration Data 7. METI (Japan) - Bioconcentration Data 8. Vendor Data

Toxic to aquatic organisms.

Do NOT allow product to come in contact with surface waters or to intertidal areas below the mean high water mark. Do not contaminate water when cleaning equipment or disposing of equipment wash-waters.

Wastes resulting from use of the product must be disposed of on site or at approved waste sites.

DO NOT discharge into sewer or waterways.

Persistence and degradability

Ingredient	Persistence: Water/Soil	Persistence: Air
toluene	LOW (Half-life = 28 days)	LOW (Half-life = 4.33 days)
2,4,6-tris[(dimethylamino)methyl]phenol	HIGH	HIGH
phenol	LOW (Half-life = 10 days)	LOW (Half-life = 0.95 days)

Bioaccumulative potential

Ingredient	Bioaccumulation
toluene	LOW (BCF = 90)
2,4,6-tris[(dimethylamino)methyl]phenol	LOW (LogKOW = 0.773)

Continued...

Carboline Thermo-Lag 3000SP Part B

Ingredient	Bioaccumulation
phenol	LOW (BCF = 17.5)

Mobility in soil

Ingredient	Mobility
toluene	LOW (KOC = 268)
2,4,6-tris[[dimethylamino)methyl]phenol	LOW (KOC = 15130)
phenol	LOW (KOC = 268)



SECTION 13 Disposal considerations

Waste treatment methods

Product / Packaging disposal	<ul style="list-style-type: none"> ▶ Containers may still present a chemical hazard/ danger when empty. ▶ Return to supplier for reuse/ recycling if possible. <p>Otherwise:</p> <ul style="list-style-type: none"> ▶ If container can not be cleaned sufficiently well to ensure that residuals do not remain or if the container cannot be used to store the same product, then puncture containers, to prevent re-use, and bury at an authorised landfill. ▶ Where possible retain label warnings and SDS and observe all notices pertaining to the product. <p>Legislation addressing waste disposal requirements may differ by country, state and/ or territory. Each user must refer to laws operating in their area. In some areas, certain wastes must be tracked.</p> <p>A Hierarchy of Controls seems to be common - the user should investigate:</p> <ul style="list-style-type: none"> ▶ Reduction ▶ Reuse ▶ Recycling ▶ Disposal (if all else fails) <p>This material may be recycled if unused, or if it has not been contaminated so as to make it unsuitable for its intended use. If it has been contaminated, it may be possible to reclaim the product by filtration, distillation or some other means. Shelf life considerations should also be applied in making decisions of this type. Note that properties of a material may change in use, and recycling or reuse may not always be appropriate.</p> <ul style="list-style-type: none"> ▶ DO NOT allow wash water from cleaning or process equipment to enter drains. ▶ It may be necessary to collect all wash water for treatment before disposal. ▶ In all cases disposal to sewer may be subject to local laws and regulations and these should be considered first. ▶ Where in doubt contact the responsible authority. ▶ Recycle wherever possible. ▶ Consult manufacturer for recycling options or consult local or regional waste management authority for disposal if no suitable treatment or disposal facility can be identified. ▶ Dispose of by: burial in a land-fill specifically licensed to accept chemical and / or pharmaceutical wastes or Incineration in a licensed apparatus (after admixture with suitable combustible material). ▶ Decontaminate empty containers. Observe all label safeguards until containers are cleaned and destroyed.
-------------------------------------	--

SECTION 14 Transport information

Labels Required

	
Marine Pollutant	
HAZCHEM	*3Y

Land transport (ADG)

UN number or ID number	1263	
UN proper shipping name	PAINT (including paint, lacquer, enamel, stain, shellac, varnish, polish, liquid filler and liquid lacquer base) or PAINT RELATED MATERIAL (including paint thinning or reducing compound)	
Transport hazard class(es)	Class	3
	Subsidiary risk	Not Applicable
Packing group	III	
Environmental hazard	Environmentally hazardous	
Special precautions for user	Special provisions	163 223 367
	Limited quantity	5 L

Air transport (ICAO-IATA / DGR)

UN number	1263
-----------	------

Carboline Thermo-Lag 3000SP Part B

UN proper shipping name	Paint related material (including paint thinning or reducing compounds); Paint (including paint, lacquer, enamel, stain, shellac, varnish, polish, liquid filler and liquid lacquer base)	
Transport hazard class(es)	ICAO/IATA Class	3
	ICAO / IATA Subrisk	Not Applicable
	ERG Code	3L
Packing group	III	
Environmental hazard	Environmentally hazardous	
Special precautions for user	Special provisions	A3 A72 A192
	Cargo Only Packing Instructions	366
	Cargo Only Maximum Qty / Pack	220 L
	Passenger and Cargo Packing Instructions	355
	Passenger and Cargo Maximum Qty / Pack	60 L
	Passenger and Cargo Limited Quantity Packing Instructions	Y344
	Passenger and Cargo Limited Maximum Qty / Pack	10 L

Sea transport (IMDG-Code / GGVSee)

UN number	1263	
UN proper shipping name	PAINT (including paint, lacquer, enamel, stain, shellac, varnish, polish, liquid filler and liquid lacquer base) or PAINT RELATED MATERIAL (including paint thinning or reducing compound)	
Transport hazard class(es)	IMDG Class	3
	IMDG Subrisk	Not Applicable
Packing group	III	
Environmental hazard	Marine Pollutant	
Special precautions for user	EMS Number	F-E, S-E
	Special provisions	163 223 367 955
	Limited Quantities	5 L

Transport in bulk according to Annex II of MARPOL and the IBC code

Not Applicable

Transport in bulk in accordance with MARPOL Annex V and the IMSBC Code

Product name	Group
toluene	Not Available
dimethylaminomethylphenol	Not Available
2,4,6-tris[(dimethylamino)methyl]phenol	Not Available
phenol	Not Available

Transport in bulk in accordance with the IGC Code

Product name	Ship Type
toluene	Not Available
dimethylaminomethylphenol	Not Available
2,4,6-tris[(dimethylamino)methyl]phenol	Not Available
phenol	Not Available

SECTION 15 Regulatory information

Safety, health and environmental regulations / legislation specific for the substance or mixture

toluene is found on the following regulatory lists

Australia Hazardous Chemical Information System (HCIS) - Hazardous Chemicals
 Australia Standard for the Uniform Scheduling of Medicines and Poisons (SUSMP) - Schedule 5
 Australia Standard for the Uniform Scheduling of Medicines and Poisons (SUSMP) - Schedule 6

Australian Inventory of Industrial Chemicals (AIIC)
 Chemical Footprint Project - Chemicals of High Concern List
 International Agency for Research on Cancer (IARC) - Agents Classified by the IARC Monographs - Not Classified as Carcinogenic

dimethylaminomethylphenol is found on the following regulatory lists

Australian Inventory of Industrial Chemicals (AIIC)

2,4,6-tris[(dimethylamino)methyl]phenol is found on the following regulatory lists

Australia Hazardous Chemical Information System (HCIS) - Hazardous Chemicals

Australian Inventory of Industrial Chemicals (AIIC)

phenol is found on the following regulatory lists

Continued...

Carboline Thermo-Lag 3000SP Part B

Australia Hazardous Chemical Information System (HCIS) - Hazardous Chemicals
 Australia Standard for the Uniform Scheduling of Medicines and Poisons (SUSMP) - Schedule 2
 Australia Standard for the Uniform Scheduling of Medicines and Poisons (SUSMP) - Schedule 4
 Australia Standard for the Uniform Scheduling of Medicines and Poisons (SUSMP) - Schedule 5

Australia Standard for the Uniform Scheduling of Medicines and Poisons (SUSMP) - Schedule 6
 Australian Inventory of Industrial Chemicals (AIIC)
 International Agency for Research on Cancer (IARC) - Agents Classified by the IARC Monographs - Not Classified as Carcinogenic

National Inventory Status

National Inventory	Status
Australia - AIIC / Australia Non-Industrial Use	Yes
Canada - DSL	Yes
Canada - NDSL	No (toluene; dimethylaminomethylphenol; 2,4,6-tris[(dimethylamino)methyl]phenol; phenol)
China - IECSC	Yes
Europe - EINEC / ELINCS / NLP	Yes
Japan - ENCS	Yes
Korea - KECI	Yes
New Zealand - NZIoC	Yes
Philippines - PICCS	Yes
USA - TSCA	Yes
Taiwan - TCSI	Yes
Mexico - INSQ	No (dimethylaminomethylphenol)
Vietnam - NCI	Yes
Russia - FBEPH	No (dimethylaminomethylphenol)
Legend:	Yes = All CAS declared ingredients are on the inventory No = One or more of the CAS listed ingredients are not on the inventory. These ingredients may be exempt or will require registration.

SECTION 16 Other information

Revision Date	09/03/2023
Initial Date	02/03/2018

SDS Version Summary

Version	Date of Update	Sections Updated
1.2	09/03/2023	Toxicological information - Acute Health (eye), Toxicological information - Acute Health (inhaled), Toxicological information - Acute Health (skin), Toxicological information - Acute Health (swallowed), Toxicological information - Chronic Health, Hazards identification - Classification, Disposal considerations - Disposal, Ecological Information - Environmental, Exposure controls / personal protection - Exposure Standard, First Aid measures - First Aid (eye), First Aid measures - First Aid (inhaled), First Aid measures - First Aid (skin), First Aid measures - First Aid (swallowed), Composition / information on ingredients - Ingredients, Exposure controls / personal protection - Personal Protection (eye), Exposure controls / personal protection - Personal Protection (hands/feet), Accidental release measures - Spills (major), Accidental release measures - Spills (minor), Handling and storage - Storage (storage incompatibility), Identification of the substance / mixture and of the company / undertaking - Supplier Information, Identification of the substance / mixture and of the company / undertaking - Use

Other information

Classification of the preparation and its individual components has drawn on official and authoritative sources as well as independent review by the Chemwatch Classification committee using available literature references.

The SDS is a Hazard Communication tool and should be used to assist in the Risk Assessment. Many factors determine whether the reported Hazards are Risks in the workplace or other settings. Risks may be determined by reference to Exposures Scenarios. Scale of use, frequency of use and current or available engineering controls must be considered.

Definitions and abbreviations

PC—TWA: Permissible Concentration-Time Weighted Average
 PC—STEL: Permissible Concentration-Short Term Exposure Limit
 IARC: International Agency for Research on Cancer
 ACGIH: American Conference of Governmental Industrial Hygienists
 STEL: Short Term Exposure Limit
 TEEL: Temporary Emergency Exposure Limit.
 IDLH: Immediately Dangerous to Life or Health Concentrations
 ES: Exposure Standard
 OSF: Odour Safety Factor
 NOAEL :No Observed Adverse Effect Level
 LOAEL: Lowest Observed Adverse Effect Level
 TLV: Threshold Limit Value
 LOD: Limit Of Detection
 OTV: Odour Threshold Value
 BCF: BioConcentration Factors
 BEI: Biological Exposure Index
 AIIC: Australian Inventory of Industrial Chemicals
 DSL: Domestic Substances List
 NDSL: Non-Domestic Substances List
 IECSC: Inventory of Existing Chemical Substance in China
 EINECS: European INventory of Existing Commercial chemical Substances
 ELINCS: European List of Notified Chemical Substances

Carboline Thermo-Lag 3000SP Part B

NLP: No-Longer Polymers

ENCS: Existing and New Chemical Substances Inventory

KECI: Korea Existing Chemicals Inventory

NZIoC: New Zealand Inventory of Chemicals

PICCS: Philippine Inventory of Chemicals and Chemical Substances

TSCA: Toxic Substances Control Act

TCSI: Taiwan Chemical Substance Inventory

INSQ: Inventario Nacional de Sustancias Químicas

NCI: National Chemical Inventory

FBEPH: Russian Register of Potentially Hazardous Chemical and Biological Substances

Powered by AuthorITe, from Chemwatch.